

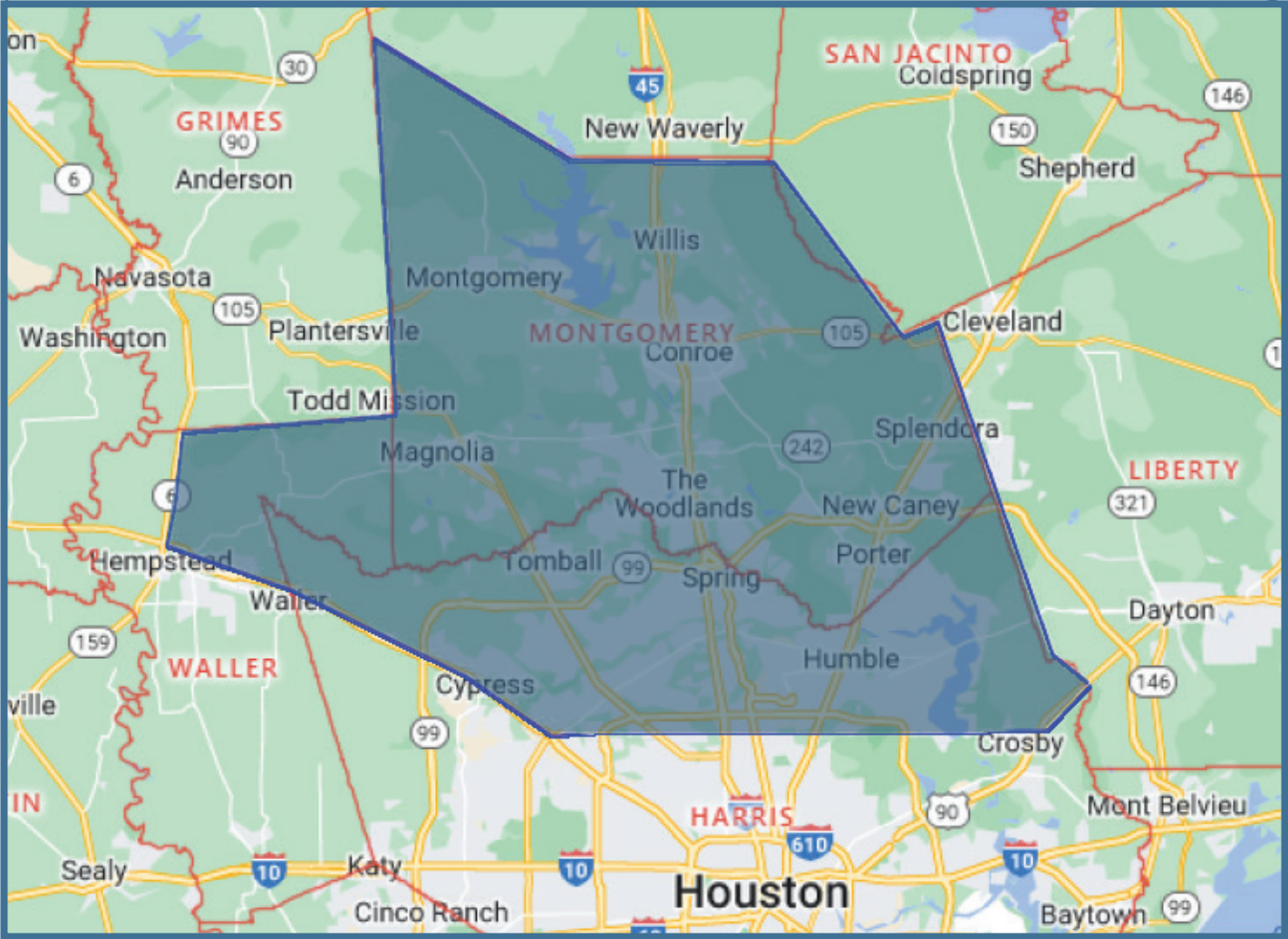


# nha

CONNECT. INFLUENCE. EDUCATE.

**North Houston Association Area**  
ECONOMIC HIGHLIGHTS

# NHA BOUNDARIES & SERVICE AREA



**North** - Montgomery County Northern Border | **South** - Aldine Bender | **West** - US 290 | **East** - Lake Houston

# ABOUT NHA

---

## MISSION

The North Houston Association leverages the expertise and relationships of its members to connect business and community leaders, influencing policy and legislation, while educating our region on issues that impact north Houston.

## VISION

To cultivate a collaborative environment that works to produce solutions and initiatives that benefit the overall vitality of the north Houston region.

## VALUES

- Integrity in our work
- Inclusivity of all people and cultures
- Excellence in our programs
- Service to our members and the community

The North Houston Association is a regional business association that offers unparalleled networking advantages, the opportunity to influence decision making, and timely educational forums for peers and the community on regionally relevant projects.

Established in 1982, the Association's founders sought to create an organization that would address regional issues that ultimately support a positive business climate so that meaningful growth would occur. Several topics bubbled to the surface: mobility, the environment, water supply and drainage, and development trends.

Today, more than 100 member companies are involved in these four primary areas of focus, utilizing their combined expertise and years of experience just as NHA's founders envisioned.

As a nonprofit organization, NHA works closely with government agencies and other organizations to achieve specific goals which directly affect the quality of life in an established service area of more than 1,000 square miles.

[www.North-Houston.com](http://www.North-Houston.com)

(281) 875- 0660

21021 Spring Brook Plaza Dr. Suite #175, Spring, TX 77379

# POPULATION & DEMOGRAPHICS



1,771,244  
POPULATION

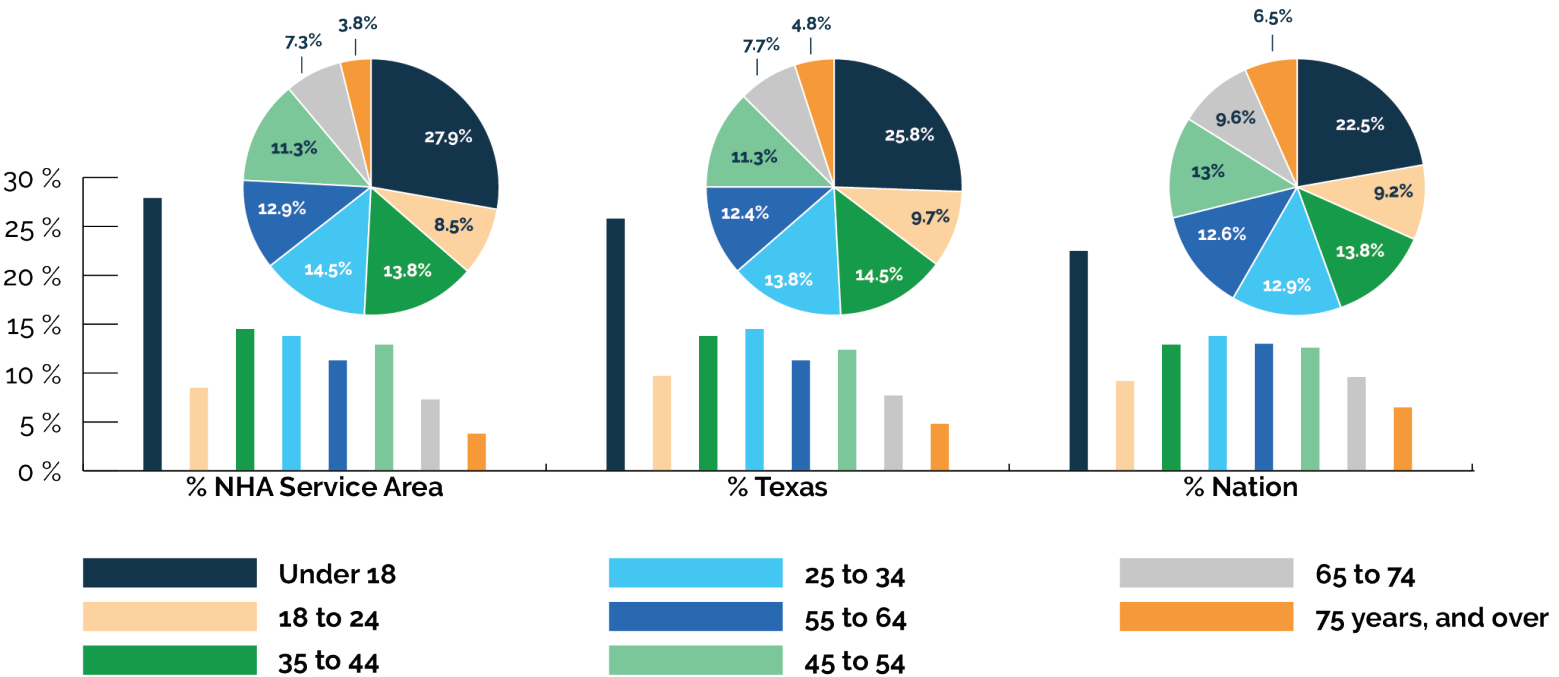


35.2  
MEDIAN AGE



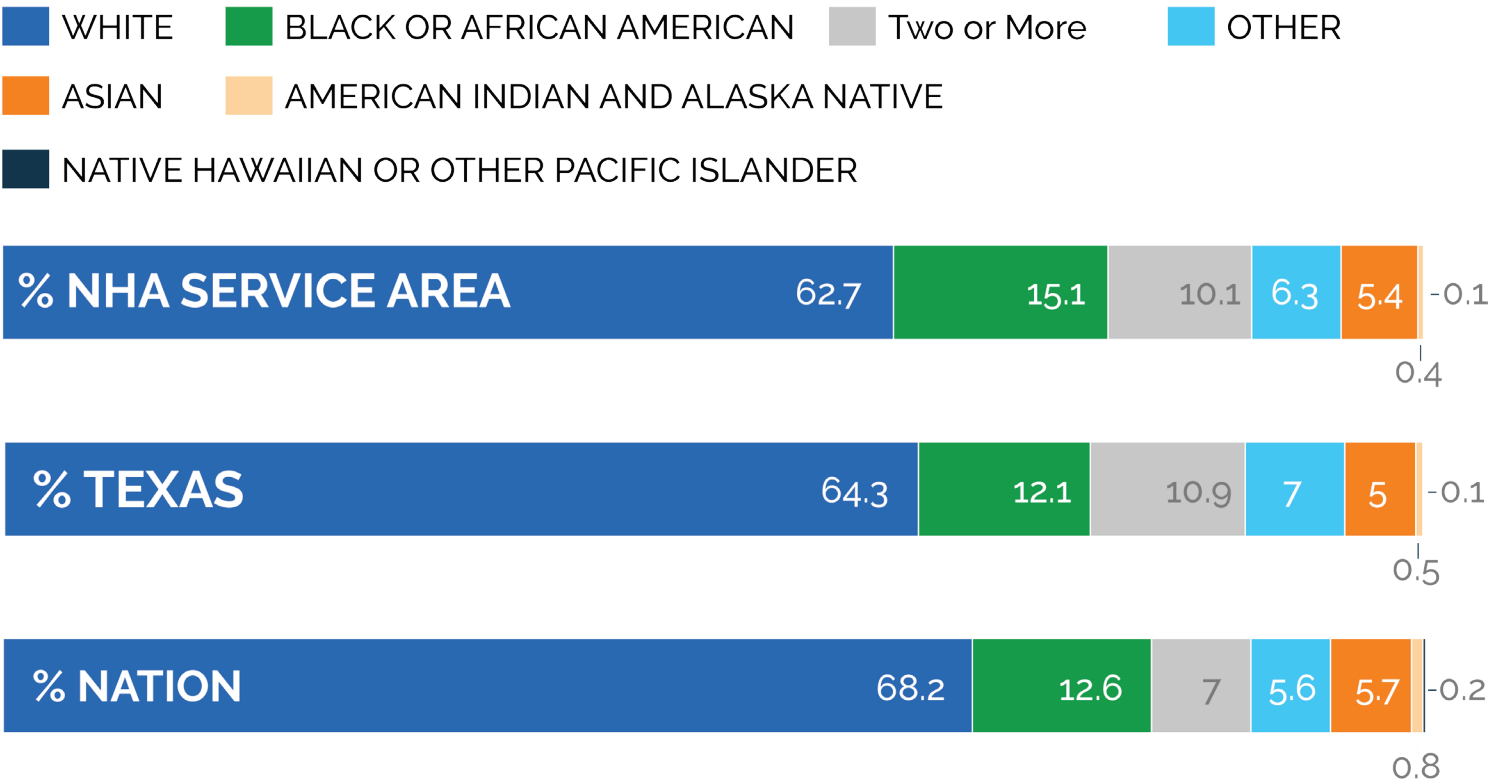
18.6%  
FOREIGN BORN

## % POPULATION BY AGE

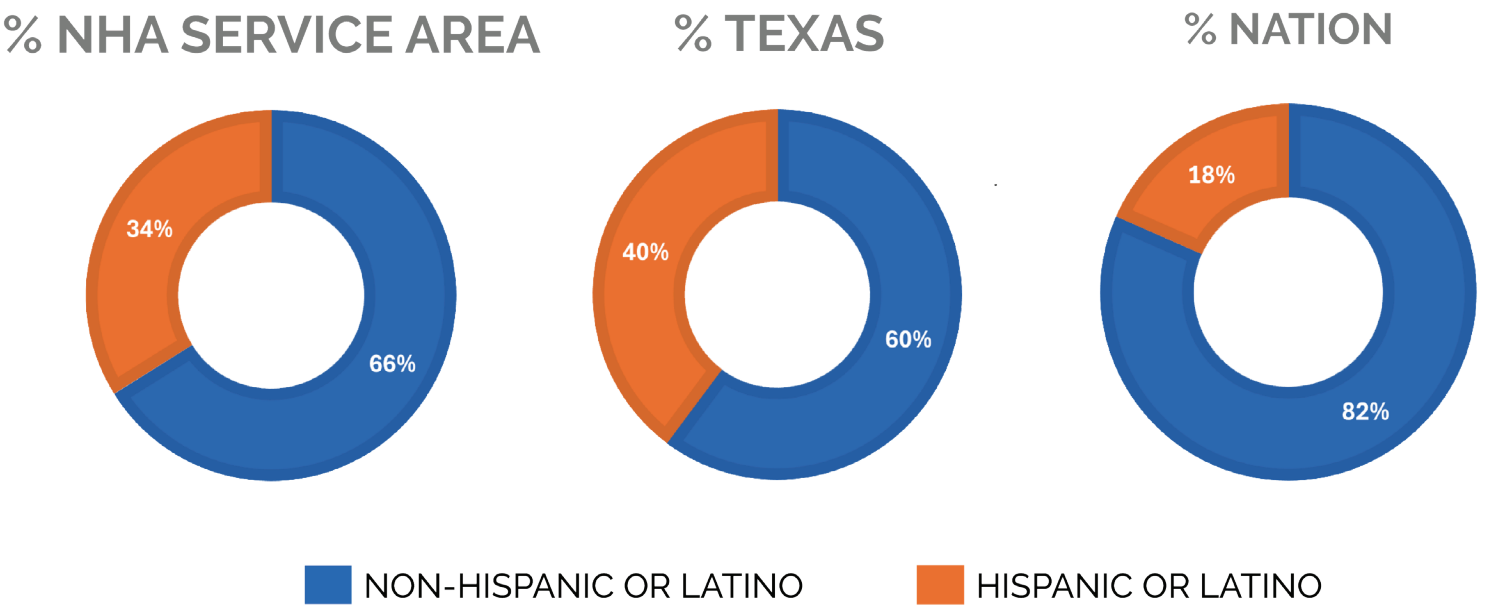




# ETHNICITY & RACE DEMOGRAPHICS



## ETHNICITY



# ECONOMIC INDICATORS

## WORKFORCE



3.2%  
EMPLOYMENT  
INCREASE



740,512  
TOTAL EMPLOYEES



85.8%  
VETERAN LABOR FORCE  
PARTICIPATION  
AGE 18 TO 64



7.5% ↑  
AVERAGE ANNUAL  
WAGES PER WORKER



UNEMPLOYMENT  
RATE  
(VARIES INDUSTRY  
TO INDUSTRY)

## HOUSEHOLD & INCOME



\$233,994  
MEDIAN HOUSEHOLD  
VALUE \*OCCUPIED\*



\$82,965  
MEDIAN HOUSEHOLD  
INCOME

## EDUCATION



NO HIGH SCHOOL  
DIPLOMA



23.3%  
HIGH SCHOOL  
GRADUATE



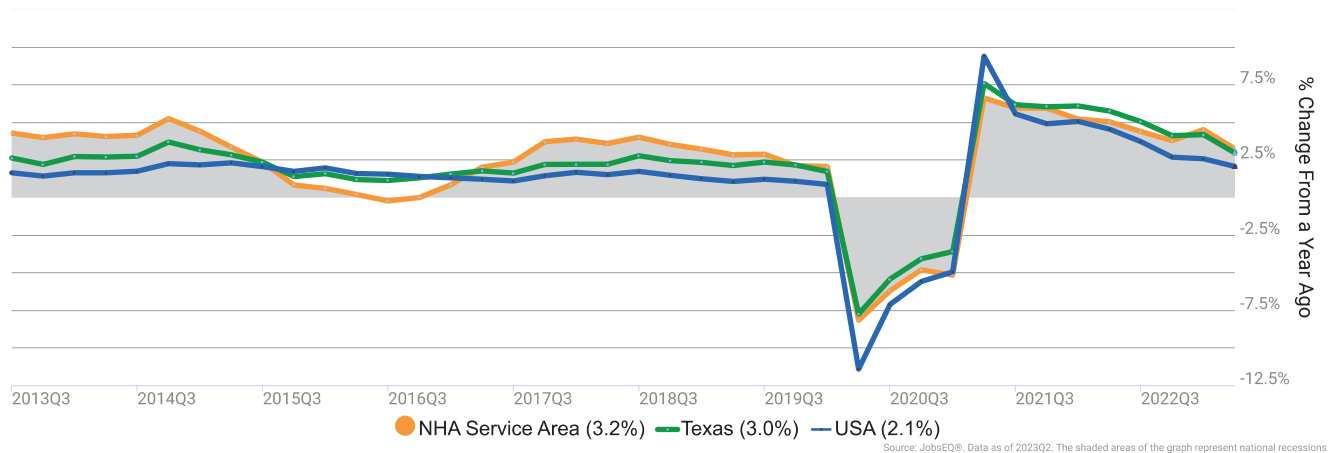
22.4%  
SOME COLLEGE



33.3%  
BACHELORS & POST-  
GRAD DEGREE

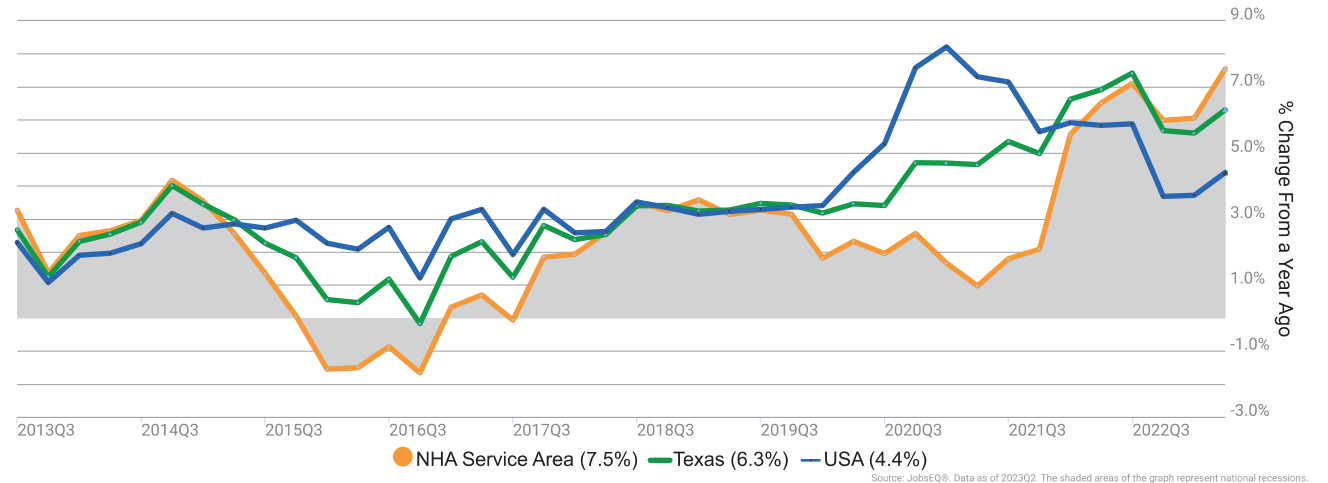
# WAGE TRENDS

## EMPLOYMENT TRENDS



As of 2023Q2, total employment for the NHA Service Area was 740,512 (based on a four-quarter moving average). Over the year ending 2023Q2, employment increased 3.2% in the region.

## AVERAGE ANNUAL WAGE TRENDS



The average worker in the NHA Service Area earned annual wages of \$74,092 as of 2023Q2. Average annual wages per worker increased 7.5% in the region over the preceding four quarters. For comparison purposes, annual average wages were \$70,318 in the nation as of 2023Q2.



**\$74,092**  
NHA SERVICE AREA  
AVERAGE ANNUAL WAGE



**\$70,318**  
NATIONAL AVERAGE  
ANNUAL WAGE

# COST OF LIVING INDEX

The Cost of Living Index estimates the relative price levels for consumer goods and services. When applied to wages and salaries, the result is a measure of relative purchasing power. The cost of living is 5.7% lower in NHA Service Area than the U.S. average.

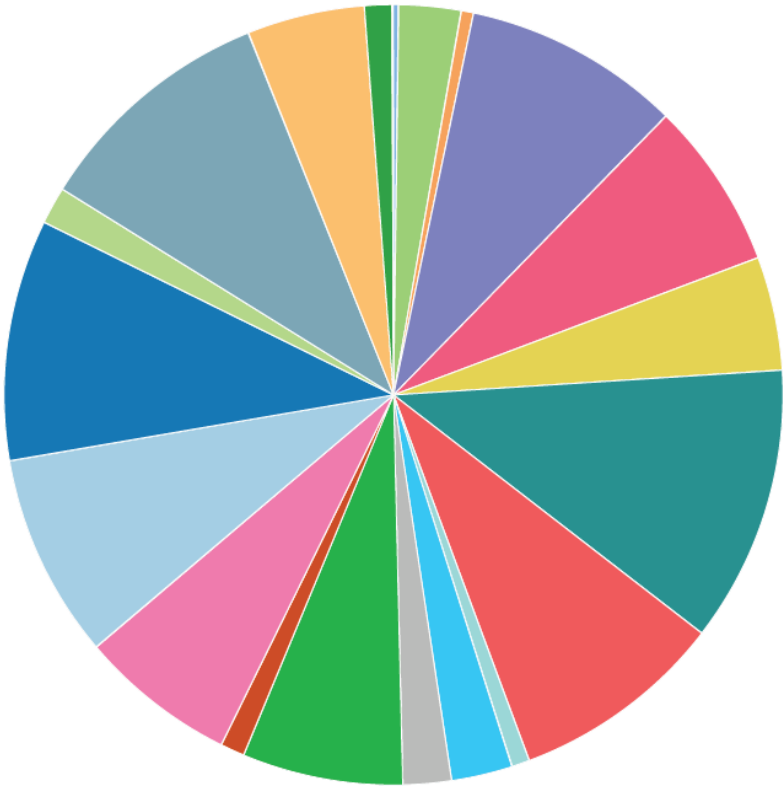
	Annual Average Salary	Cost of Living Index (Base US)	US Purchasing Power
North Houston	\$74,092.00	94.3	\$78,537.00
Texas	\$69,958.00	94.2	\$74,245.00
USA	\$70,318.00	100	\$70,318.00






# INDUSTRY SNAPSHOT

## EMPLOYMENT SHARE BY INDUSTRY SECTOR



## PROJECTED ANNUAL GROWTH

EMPLOYMENT IN THE NHA SERVICE AREA IS PROJECTED TO EXPAND BY



+2.3%

YEAR OVER YEAR  
MANAGEMENT OF COMPANIES  
AND ENTERPRISES IS THE FASTEST GROWING  
SECTOR IN THE REGION

Over the next year, employment in the NHA Service Area is projected to expand by 9,184 jobs. The fastest growing sector in the region is expected to be Management of Companies and Enterprises with a +2.3% year-over-year rate of growth. The strongest forecast by number of jobs over this period is expected for Health Care and Social Assistance (+1,422 jobs), Professional, Scientific, and Technical Services (+908), and Accommodation and Food Services (+904).




# TOP INDUSTRIES

The largest sector in the NHA Service Area is Retail Trade, employing 85,025 workers. The next-largest sectors in the region are Accommodation and Food Services (74,726 workers) and Health Care and Social Assistance (73,947). High location quotients (LQs) indicate sectors in which a region has high concentrations of employment compared to the national average. The sectors with the largest LQs in the region are Mining, Quarrying, and Oil and Gas Extraction (LQ = 7.19), Transportation and Warehousing (1.78), and Construction (1.51).



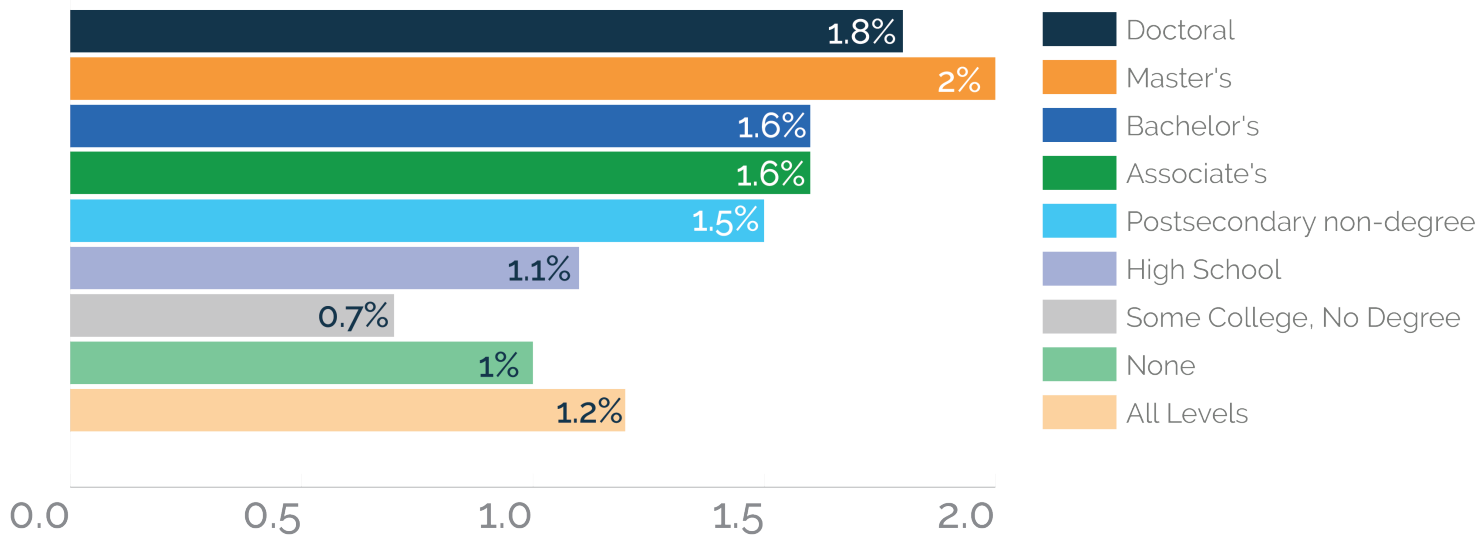
Sectors in the NHA Service Area with the highest average wages per worker are Management of Companies and Enterprises (\$231,176), Mining, Quarrying, and Oil and Gas Extraction (\$220,354), and Utilities (\$149,238). Regional sectors with the best job growth (or most moderate job losses) over the last 5 years are Transportation and Warehousing (+13,881 jobs), Professional, Scientific, and Technical Services (+9,024), and Health Care and Social Assistance (+8,337).

# EDUCATION & EMPLOYMENT GROWTH




Expected growth rates for occupations vary by the education and training required. While all employment in the NHA Service Area is projected to grow 1.2% over the next ten years, occupations typically requiring a postgraduate degree are expected to grow 1.8% per year, those requiring a bachelor's degree are forecast to grow 1.6% per year, and occupations typically needing a 2-year degree or certificate are expected to grow 1.6% per year.

## ANNUAL AVG. PROJECTED JOB GROWTH BY EDUCATION LEVEL




**1.2%**  
EMPLOYMENT  
GROWTH ANNUALLY



**1.8%**  
ANNUAL  
GROWTH  
OCCUPATIONS REQUIRING  
POSTGRADUATE DEGREE



**1.6%**  
ANNUAL  
GROWTH  
OCCUPATIONS REQUIRING  
BACHELORS DEGREE



**1.6%**  
ANNUAL  
GROWTH  
OCCUPATIONS REQUIRING  
ASSOCIATES DEGREE

# NHA SERVICE AREA ZIP CODES



ZCTA 77014	ZCTA 77357	ZCTA 77067	ZCTA 77379	ZCTA 77303	ZCTA 77396
ZCTA 77346	ZCTA 77060	ZCTA 77373	ZCTA 77086	ZCTA 77385	ZCTA 77328
ZCTA 77032	ZCTA 77358	ZCTA 77068	ZCTA 77380	ZCTA 77304	ZCTA 77429
ZCTA 77354	ZCTA 77064	ZCTA 77375	ZCTA 77090	ZCTA 77386	ZCTA 77338
ZCTA 77038	ZCTA 77362	ZCTA 77069	ZCTA 77381	ZCTA 77306	ZCTA 77447
ZCTA 77355	ZCTA 77065	ZCTA 77377	ZCTA 77301	ZCTA 77388	ZCTA 77339
ZCTA 77039	ZCTA 77365	ZCTA 77070	ZCTA 77382	ZCTA 77316	ZCTA 77873
ZCTA 77356	ZCTA 77066	ZCTA 77378	ZCTA 77302	ZCTA 77389	ZCTA 77339
ZCTA 77050	ZCTA 77372	ZCTA 77073	ZCTA 77384	ZCTA 77318	

Source: JobsEQ®, <http://www.chmuraecon.com/jobseq>  
Copyright © 2024 Chmura Economics & Analytics, All Rights Reserved.








Our Research.  
**Your Growth.**

## North Houston Association Area ECONOMIC HIGHLIGHTS



**NORTH HOUSTON**  
ECONOMIC DEVELOPMENT CENTER  
AT LONE STAR COLLEGE

[LoneStar.edu/EconomicDevelopment](http://LoneStar.edu/EconomicDevelopment)



**Office Location:**  
**21021 Springbrook Plaza Dr. #175**  
**Spring, TX 77379**  
**P: (281) 875-0660**  
**[www.north-houston.com](http://www.north-houston.com)**



**North Houston Association**



**North Houston Association**



**(Twitter) @NHA\_Connect**



**@NHA\_Connect.Influence.Educate**

**[NHA@North-Houston.com](mailto:NHA@North-Houston.com)**